




MY CITY NEST

MILL HILL NW7 MONTHLY REPORT

DELIVERING **BESPOKE PROPERTY SERVICES**
COMBINED WITH LOCAL KNOWLEDGE & EXPERTISE



 0207 148 0322

 hello@mycitynest.com

 www.mycitynest.com



OVERVIEW

There are a total of 27,615 properties in London, NW7.

As of February, 2021 the population of the area is 26,559.

60% of these people are owner occupiers, while 18% are private tenants. The rest of the population is either too old or young to have their data available publicly, or they have elected to make it unavailable.

51% of households have a mortgage, while 34% own their home outright and on average, households across London, NW3 have an average income of £70,186.

Disclaimer - My City Nest provides this Rightmove data "as is". The burden for fitness of the data relies completely with the user and is provided for informational purposes only. No warranty, express or implied, is given relating to the accuracy of content of the Rightmove data and My City Nest Ltd does not accept any liability for error or omission.



INTRO

Chancellor Rishi Sunak says the stamp duty holiday will be extended from March 31 to June 30, putting an end to speculation of slow spring property market if the original deadline of 31st of March was maintained.

Instead we are bracing ourselves for a busy spring property market as buyers will continue to enjoy no stamp duty payable on the first £500,000 of any home purchase for a further three months. This saves home buyers up to £15,000.

Market Snapshot Mill Hill NW7 2021



Market Snapshot Mill Hill NW7 2020



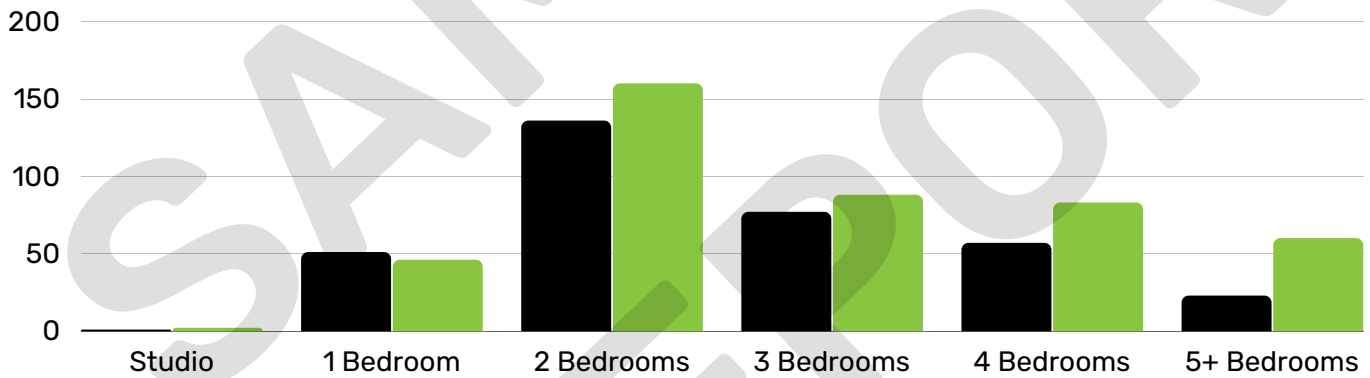
% change between 2021 & 2020



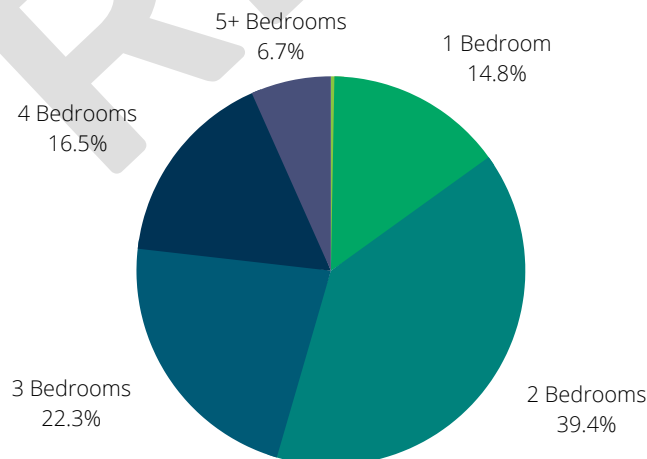
AVAILABLE STOCK

BY NUMBER OF BEDS

NUMBER OF BEDS	2021	2020
Studio	1	2
1 Bed	51	46
2 Beds	136	160
3 Beds	77	88
4 Beds	57	83
5+ Beds	23	60



MARKET SHARE 2021





For full report, please go to
www.mycitynest.com/nw7